

ACCESSIBILITY OF THE EnergaCAMERIMAGE FESTIVAL LOCATIONS

FESTIVAL CENTRE CKK JORDANKI

1. GENERAL INFORMATION ABOUT ACCESSIBLE SPACE	2
1.1 Entrance	2
1.2 Car park (levels -1 and -2)	3
1.3 General description of the communication routes – corridors, stairs, elevators	3
1.4 Toilets (levels 0, -1, +1)	5
1.5 Cloakrooms (levels 0, -1)	5
2. LEVEL 0	5
2.1 Reception Desk and Festival Centre Area Entrance	6
2.2 Main Screening Room Entrances	6
2.3 Catering Unit and Artystyczna Restaurant	7
2.4 Festival Shop and Exit	8
3. LEVEL -1	9
3.1 Press Office	9
3.2 Press Conference Room (level -2)	10
3.3 Coffee Stand	10
3.4 Welcome Pack Pick-Up Point	11
3.5 Main Screening Room Entrances (wheelchair accessible)	12
3.6 EnergaCAMERIMAGE Market	12
3.7 Seminar Room	14
3.8 Canteen	15
3.9 Festival Organizers' Offices	15
4. LEVEL +1	16
4.1 Entrance to the Main Screening Room Balconies	16
4.2 First Aid	16
5. MAIN SCREENING ROOM	16

FESTIVAL CENTRE CKK JORDANKI

Al. Solidarności 1–3, Toruń



CKK JORDANKI BUILDING

A modern building with simple concrete shapes. In front, a large “EnergacAMERIMAGE” sign. The main entrance is on the right, the exit on the left. A large, open space in front of the building.


photo: Daniel Raczynski

1. GENERAL INFORMATION ABOUT THE BUILDING

The Festival Centre has 3 widely accessible levels. Each of them can be accessed by elevators located inside the building. The exception is level -2 where the Press Conference Room is located (more information on access to the Press Conference Room can be found in point 3.2).

Assistance dogs are allowed in the Festival Centre.

1.1 ENTRANCE



MAIN ENTRANCE TO THE CENTER

A series of glass doors with handles. One wing shows an arrow with the word “Entrance.” Next to it, there’s a screen and a spotlight. The entrance is wide and well marked.

photo: Maria Kośmicka


Main entrance can be accessed from Aleja Solidarności. **There are no entrance stairs. The entrance does not have automatic door.**

1.2 CAR PARK

Car park entrance/exit is located on Aleja Solidarności. Underground car park contains **5 spaces** for people with disabilities and/or their assistants. Parking fee is required. Entrance to the underground car park is located on the left side of the Festival Centre.

NOTE: From the car park level, access via elevator (elevator dimensions) and the adjacent staircase (number of steps) leads outside (level 0). From there, one needs to go to the Main Entrance.

2.1 RECEPTION DESK AND FESTIVAL CENTRE AREA ENTRANCE



CKK JORDANKI BUILDING - PARKING

Top-down view. In front of the building: square, roadway with cars, and landscape in the background. Marked are: entrance to underground parking and pedestrian entrance/exit. The space is open and easy to navigate.


photo: Daniel Raczynski

Additionally, right in front of the Main Entrance, alongside Aleja Solidarności, 3 public short-term „kiss and ride” parking spaces are available.

1.3 GENERAL DESCRIPTION OF COMMUNICATION ROUTES - CORRIDORS, STAIRS, ELEVATORS

Horizontal circulation leads through long and wide corridors, enabling comfortable and safe movement. The exceptions are the Seminar Room and the Canteen, accessed via long and narrow corridor.

Vertical circulation between all levels of the Centre (from -2 to +1) is supported by appropriately sized elevators equipped with a voice announcement system (available only in Polish).



LEVEL 0 OF THE FESTIVAL CENTRE

A long, wide corridor with few people. Easy to move around. Banners and an information board are visible in the background.

photo: Maria Kośmicka

There are two public elevators in CKK Jordanki. One is located in the main foyer of the Festival Centre, while the other, located outside the venue, provides access to the car park.

The elevators' controls are easily accessible and facilitated by raised buttons with numbering additionally marked in Braille.

Access to level -1, which includes the EnergaCAMERIMAGE Market, Press Conference Room, Seminar Room and Canteen, is possible via two staircases (28 i 30 steps) and an elevator (110 x 150 cm).

Access to level 1, which includes the Entrance to the Main Screening Room Balcony, is possible via a staircase (37 steps) and an elevator (160 x 160 cm).

If you need additional help moving around the building, please contact the volunteers or the Reception Desk. The volunteers know the building well and can help guide you.

1.4 TOILETS (LEVELS 0,-1, +1)

Toilets for people with disabilities are available on **each level of the foyer**. The entrances to the toilets are marked accordingly. The toilets' doors open outwards.

The toilets on level 0 are located next to the cloakroom, to the right.

Toilets on level -1 are located at the back of the foyer, near the Welcome Pack Pick-Up Point and in the corridor leading to the Seminar Room and the Canteen (opposite the entrance to the Seminar Room).

Toilets on level +1 are located opposite the entrance to the Main Balcony.


1.5 CLOAKROOMS (LEVELS 0, -1)

There are two cloakrooms in the building. The first one is located on level 0, behind the Reception Desk, on the right side of the foyer.

The second cloakroom is located on level -1, to the right of the elevator leading from levels 0 and +1.

2. LEVEL 0

The entrance and exit to the Festival Centre are located on level 0, as well as: Reception Desk, Cloakroom, toilets, entrance to the Main Screening Room (not wheelchair accessible), Festival Shop, Food Stand and entrance to the Artystyczna Restaurant.



MAIN RECEPTION

A spacious vestibule. In the back, a counter with the sign “EnergaCAMERIMAGE 2024.” Partner banners on both sides. Staff behind the counter talking with guests. On the left, the entrance to the next part of the festival is marked.

photo: Camerimage Archive

Reception Desk is located at the main entrance. At the Reception Desk, one can collect an entry card, book a seat at an event (depending on availability) and get information.

Everyone entering the Festival Centre needs to pass through the entrance located at the left of the Reception Desk, where they electronically mark their entry to the facility (a physical identifier placed on the reader, a QR code available in the participant's Festival application or a ticket in physical form or on a mobile device).

Holders of entry cards, tickets for screenings taking place on the current day at the Center, or tickets granting entry to the Festival Center valid for the current day are entitled to access the Festival Center.

2.2 MAIN SCREENING ROOM ENTRANCES

Two entrances to the Main Screening Room are located on level 0.



ENTRANCE TO THE FESTIVAL AREA

One person scans a QR code from another person's entry card using a phone. Reception is in the background.

photo: Maria Starzyńska

The door to the main entrance is located right behind the Reception Desk.


The second entrance is located on the same level and leads to side balcony (sectors IV and V). The passage is located on the right side of the Reception Desk, next to the cloakroom.

People with limited mobility are advised not to enter the Main Screening Room from level 0 due to the stairs leading to certain rows. The entrance is only possible from level -1.

Complete information on the Main Screening Room accessibility from all levels can be found in point 5 of this document.

2.3 FOOD STAND AND ARTYSTYCZNA RESTAURANT

A small food stand serving snacks and beverages is located to the right of the foyer.



ENTRANCE TO THE MAIN SCREENING ROOM (LEVEL 0)

A crowd gathers in a spacious corridor. In the foreground, a few people talking; further back, a line leading to the door. Banners along the walls. Heavy foot traffic.

photo: Urszula Jusiak

Next to the food stand, there is a sitting area.



FOYER OF LEVEL 0

A corridor with service points. On the left, a table with seated people. Behind them, the Food Stand. A man standing at the counter. On the right, the festival shop. Reception visible in the background.

photo: Maria Kośmicka

The stand is located right next to Artystyczna Restaurant.

The door leading to the Restaurant remains open during the Festival and there are no stairs. Toilets in the restaurant are adjusted to the needs of people with limited mobility.

The restaurant can be entered from outside the building. The door is located on the left, behind the underground car park entrance.

2.4 FESTIVAL SHOP AND EXIT



ARTYSTYCZNA RESTAURANT

Interior of the restaurant with tables set out. On the right, two barrels with plants. In the background, a person at the counter. A spacious, clear area.

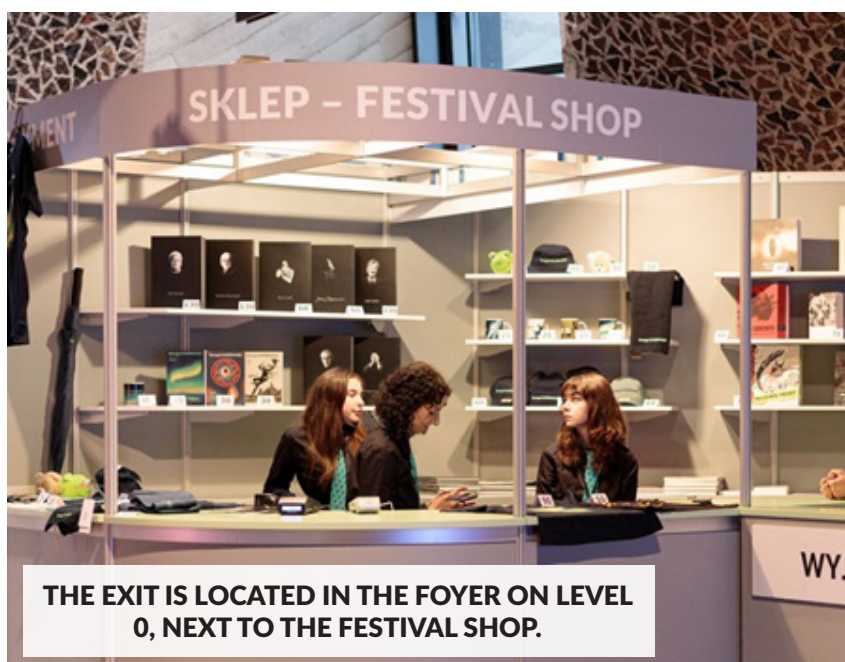
photo: Camerimage Archive

The Festival Shop is located on the left side of the foyer, in front of the Food Stand.

The Shop offers Festival merchandise and publications.

The exit is located on the right side of the Shop. Everyone leaving the Festival Centre passes through the exit gate, where they electronically mark their exit from the facility (a physical ID placed on the reader, a QR code available in the participant's festival app, or a ticket for a single screening).

3. LEVEL -1



FESTIVAL SHOP

A stand labeled "Festival Shop." Behind the counter, volunteers in black shirts and ties. On the shelves: books, caps, T-shirts – official festival merchandise.

photo: Aleksandra Bębenek

The following are located on level -1: Press Office, Press Conference Room, Coffee Stand, Welcome Pack Pick-Up Point, Main Screening Room entrances adjusted to the needs of people with limited mobility, EnergaCAMERIMAGE Market, Seminar Room, Canteen and Festival Organizers' Offices.


Entering from the level 0 is possible via:

- **stairs located on the left of the foyer, next to the Artystyczna Restaurant (28 steps),**
- **stairs located on the right of the foyer, next to the Reception Desk (30 steps),**
- **an elevator in the foyer (110 x 150 cm).**

3.1 PRESS OFFICE

Press Office is located in front of the main entrance to the EnergaCAMERIMAGE Market. At the Press Office, Festival participants can find information about the current Festival program.

3.2 PRESS CONFERENCE ROOM (LEVEL -2)



PRESS OFFICE

Counter with leaflets and a screen. Above it, a sign "Press Office." On the left, a stand with water bottles.

photo: Maria Kośmicka

To the right of the Press Office there is a passage to the Press Conference Room (corridor under the staircase).

The room is located on level -2. The stairs leading to the level -2 are steep (53 steps).

NOTE: accessing the Conference Room without using stairs is possible with an elevator, different than the public elevator located in the foyer. To use the elevator



CONFERENCE ROOM

Large room with rows of chairs, some occupied. In front of the audience, a platform with five people, two holding microphones. In the background, a banner with the festival name and logos.

photo: Aleksandra Bębenek

leading to the Conference Room, please contact the organizers at access@camerimage.pl.

There are no stairs at the seating level in the Press Conference Room. The chairs are movable and can be removed for wheelchair users. Our volunteers are present in the Room during every event and you can ask them for help at any time.

3.3 COFFEE STAND

The Coffee Stand is located in the foyer on level -1, right next to the Press Office, opposite the entrance to the EnergaCAMERIMAGE Market.



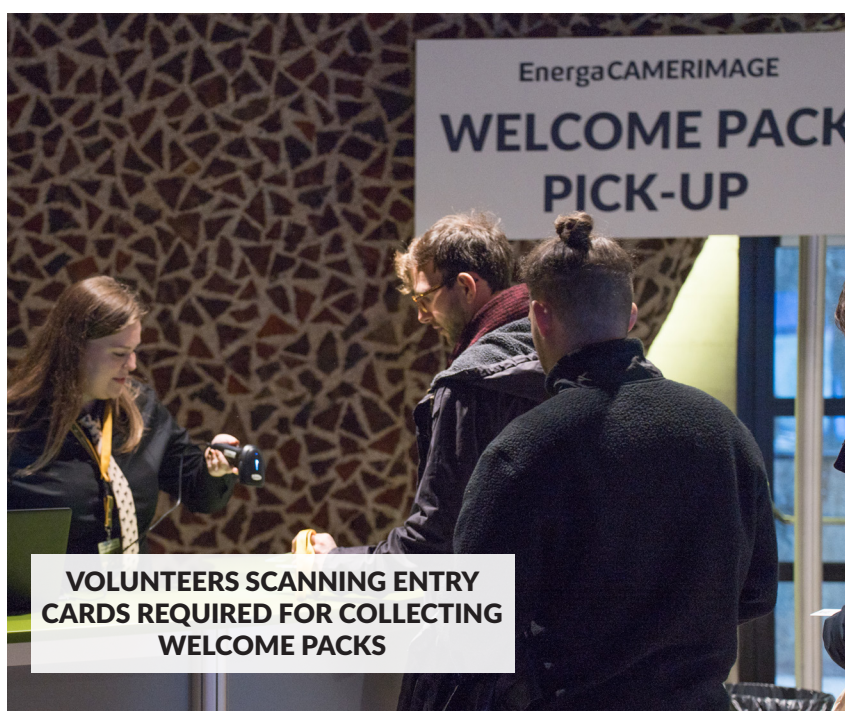
COFFEE STAND

Part of a corridor with a counter and coffee machine. A person ordering a drink at the counter. On the left, a group of people talking.

photo: Maria Kośmicka

3.4 WELCOME PACK PICK-UP POINT

Welcome Pack Pick-Up Point for entry card holders is located opposite the toilets on level -1.



WELCOME PACK PICK-UP

A volunteer behind the counter scans a participant's badge with a reader connected to a laptop. Above the counter, the sign "Welcome Pack Pick-Up." Other people are waiting in the background.

photo: Anna Rusitko

3.5 ENTRANCES TO THE MAIN SCREENING ROOMS (ACCESS FOR WHEELCHAIR USERS AND PEOPLE WITH LIMITED MOBILITY)

There are two entrances to the Main Hall on level -1, **both of which lead to areas adapted to the needs of people with limited mobility, including wheelchair users.**

The first entrance is located next to the staircase leading to the level -1 from the Reception Desk, right next to the Welcome Pack Pick-Up Point. This is the most convenient access point for wheelchair users leading directly to designated areas.

The second entrance is located in the connector separating EnergaCAMERIMAGE Market from the Main Hall.


Seats for people with limited mobility are located in the first row of sector III.

Please let our team know beforehand in order reserve a suitable seat for a person with disability and/or their assistant after booking a seat for a given event at access@camerimage.pl by 16:00 one day before your planned visit.

Complete information about the access to the Main Screening Room from all levels of the Festival Centre can be found in point 5 of this document.

3.6 EnergaCAMERIMAGE MARKET

The main entrance to the EnergaCAMERIMAGE Market is located opposite the staircase leading from the level 0. The stairs are located next to the Artystyczna Restaurant. Opposite to the entrance, the Press Office is located.



ENTRANCE TO THE MARKET

A group of people talking in front of a wide entrance labeled "Camerimage Market." Entrance is clearly marked.

photo: Camerimage Archive

This is the main market space. Exhibitors' stands are also located in the foyer on the level -1 and in the connector separating EnergaCAMERIMAGE Market from the Main Screening Room.

Passage through the Market leads also to the Seminar Room and the Canteen.

Market stands are divided with wide aisles.



BOOTHS IN THE FOYER (LEVEL -1)

A corridor displaying film equipment, including lights. Booths are set along the wall. People browsing and talking with exhibitors.

photo: Filip Tuchowski



ENERGACAMERIMAGE MARKET – MAIN SPACE

Top view. Designated stands with professional film equipment. Visitors and exhibitors between them. A bustling but organized space.

photo: Sylwester Rozmiarek

Please mind that the Market space is used by the viewers leaving the Main Screening Room, therefore free movement around the market may be interrupted immediately before and after screenings.

If you need help passing through the Market at that time, please reach out to the volunteers who can be found in every part of the Festival Centre.

3.7 SEMINAR ROOM



SEMINAR ROOM

A room full of participants. In front of the audience, a table with people leading a discussion. A computer on the table and a camera next to the table. Above them, a screen showing a man's face – live transmission.

photo: Krzysztof Wesołowski

Access to the Seminar Room is possible through the main area of the EnergaCAME-RIMAGE Market, then follow the corridor on the right. The corridor leads directly to the Seminar Room. **The corridor is narrow and can get very crowded immediately before and after seminars.** The entrance to the hall is opposite the toilets, on the right.



QUEUE TO THE SEMINAR ROOM

Corridor filled with people standing in line. Above them, a sign "Seminar Room." On the left, marked entrance door.

photo: Łukasz Marcinkowski

The Seminar Room has one row of seats accessible without stairs. Access to remaining seats requires using stairs.

Please report the need to reserve an appropriate seat for a person with a disability and/or their assistant to our team after booking a seat for a given event at access@camerimage.pl by 16:00 one day before your planned visit.

3.8 THE CANTEEN


To reach the Canteen, go through the main area of the EnergaCAMERIMAGE Market, follow the corridor on the right and pass next to the Seminar Room. The Canteen is on the right at the end of the corridor.

Please note that right before and after events taking place in the Seminar Room participants gather in the corridor leading to the Canteen, therefore entering the Canteen may be more difficult at that time.

The Canteen is a quick-service bar, where the visitors can purchase hot meals, snacks and beverages.

3.9 FESTIVAL ORGANIZERS' OFFICES

The Festival Organizers' Office Rooms are located in spaces marked as "Dressing Rooms". They are located behind the main part of the EnergaCAMERIMAGE Market, on the left. In front of the office there is a reception desk, where our volunteers can provide you with help or information on how to move around the facility.



ORGANIZERS' OFFICE DESK

Three people in black shirts are standing behind a counter on which there is a computer and a round container with plants. On the left side, a banner is visible with a frog graphic and the inscription "Festival Office EnergaCAMERIMAGE".

photo: Witek Szydowski

4. LEVEL +1

The following are located on level +1: The Balconies of the Main Screening Room, First Aid Point and toilets.

Entering from levels 0 and -1 is possible with:

- **the stairs on the right side of the foyer, next to the Reception Desk (67 steps),**
- **with an elevator in the foyer (160 x 160 cm).**

4.1 ENTRANCE TO THE BALCONIES

On level +1, the entrances to the balconies of the Main Screening Room are located. They are open during the most popular screenings.

There is no access to seats for people with limited mobility from level +1, as stairs lead to all rows. Access is possible only on level -1.

Complete information on Main Screening Room accessibility from all levels can be found in point 5 of this document.

4.2 FIRST AID

To the left of the entrances to the balconies there is a widely accessible First Aid Point, where a medic can provide assistance in emergency situations.

5. THE MAIN SCREENING ROOM (LEVELS -1, 0, +1)



MAIN SCREENING ROOM

Top view of a large auditorium. Audience seated in sections. On the main screen, the inscription "EnergaCAMERIMAGE."

photo: Filip Tuchowski

Entering the Main Screening Room is possible from all the publicly accessible levels of the Festival Centre.

Below you can find the description on accessing the Main Screening Room from all levels of the Festival Centre.

Level -1:

- Access via entrance located next to the staircase leading to level -1 from the Reception Desk (sectors II and III), right next to the Welcome Pack Pick-Up Point. **This is the most convenient access point for wheelchair users leading directly to designated seats. Accessing the first row of sector III does not require using stairs,**
- Access through the connector separating EnergaCAMERIMAGE Market from the Main Screening Room (sectors II and III). Accessible for wheelchair users, as reaching the first row of sector III does not require using stairs.

Level 0:

- Access through the door located behind the Reception Desk (sectors II and III). Not accessible for wheelchairs, access to individual rows via stairs,
- Access to the side balcony (sector IV) via passage located next to the cloakroom, on the right side of the foyer (passage without stairs). Not accessible for wheelchairs, access to individual rows via stairs,
- Access to the side balcony (sector V) via the staircase located behind the Reception Desk or from level +1 (level of the main balcony accessible by elevator), access to individual rows via stairs.

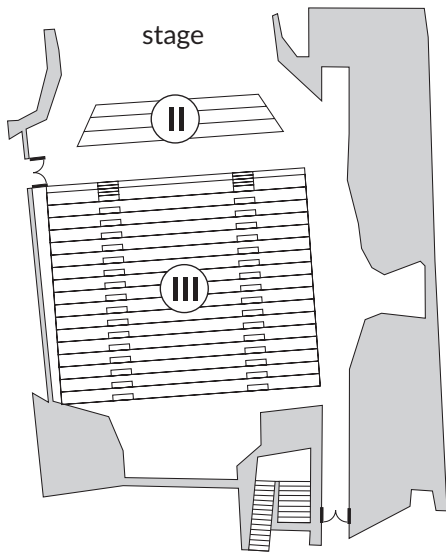
Level 1:

- Access to seats on the main balcony (sector VI), open during selected events, not accessible for wheelchairs, access to individual rows via stairs,
- Access to the side balcony (sector V) via staircase leading down from level 1, access to individual rows is possible via stairs.

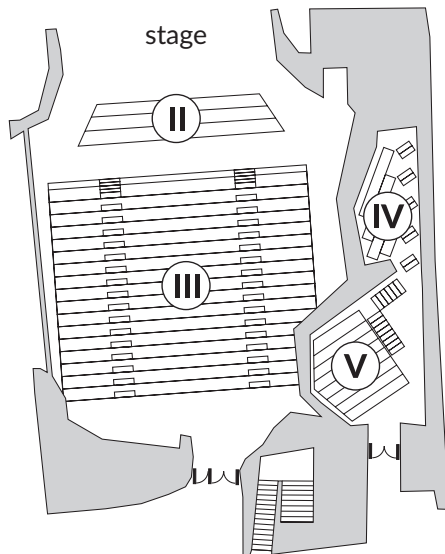
Please report the need to reserve an appropriate seat for a person with a disability and/or their assistant to our team after booking tickets for a given screening at: access@camerimage.pl by 16:00 one day before your planned visit.

More information about the accessibility of the building can be found on the CKK Jordanki website (only available in Polish).

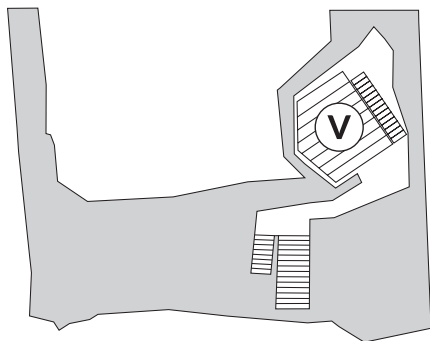
MAIN SCREENING ROOM PLAN WITH SECTORS



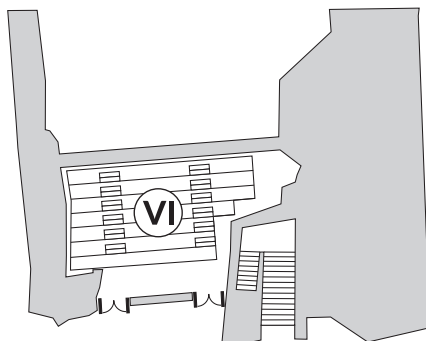
sectors accessible from **level -1**



sectors accessible from **level 0**



sectors accessible from **mezzanine**

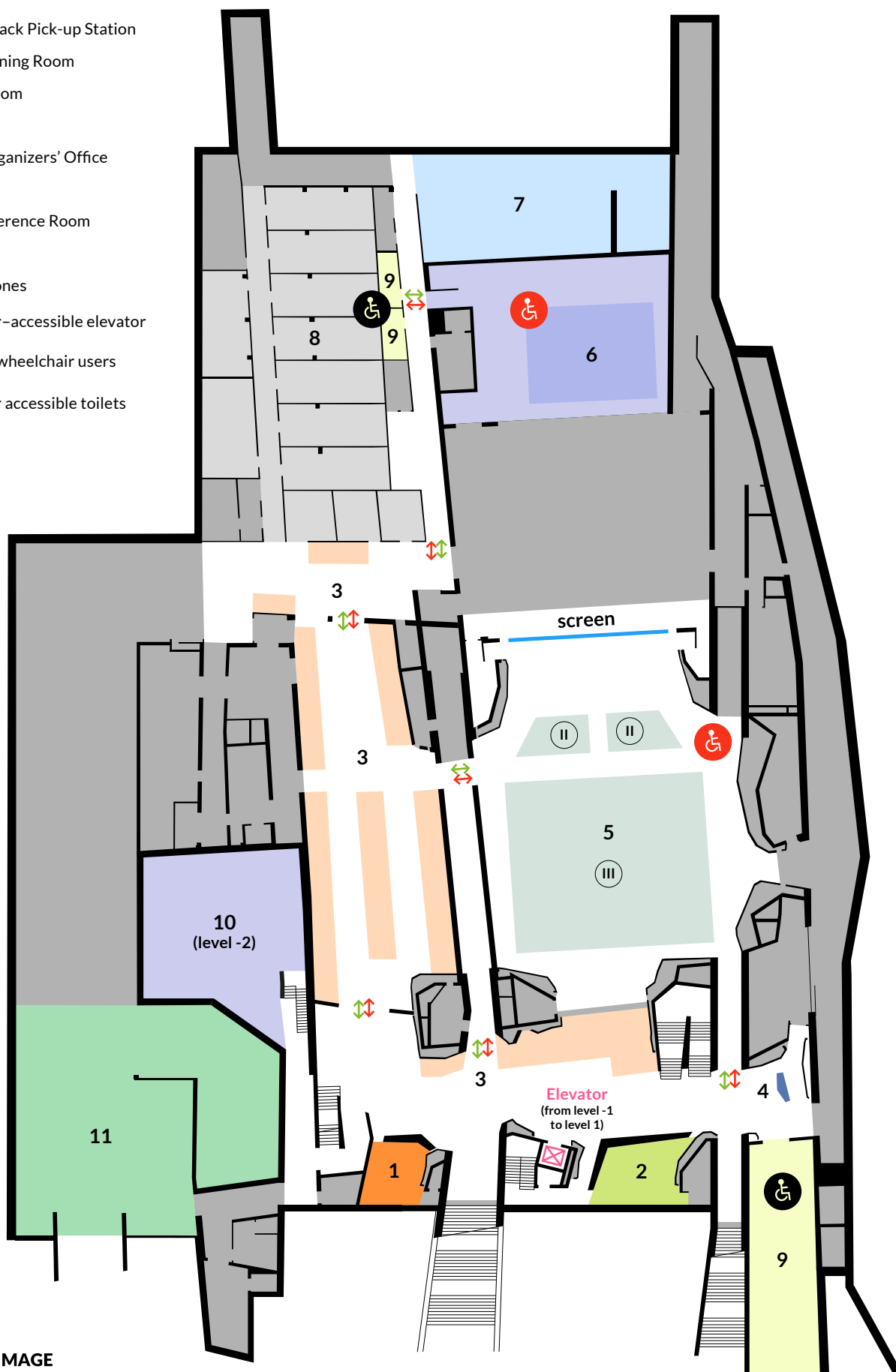


sectors accessible from **level +1**

CKK Jordanki Level -1

- 1 Press Office
- 2 Cloakroom
- 3 Market
- 4 Welcome Pack Pick-up Station
- 5 Main Screening Room
- 6 Seminar Room
- 7 Canteen
- 8 Festival Organizers' Office
- 9 Toilets
- 10 Press Conference Room
- 11 Car Park
- No entry zones
- ⊠ Wheelchair-accessible elevator
- ♿ Spaces for wheelchair users
- ♿ Wheelchair accessible toilets

- ↕ Entrances/exits
- ↕ Wheelchair-accessible entrances/exits

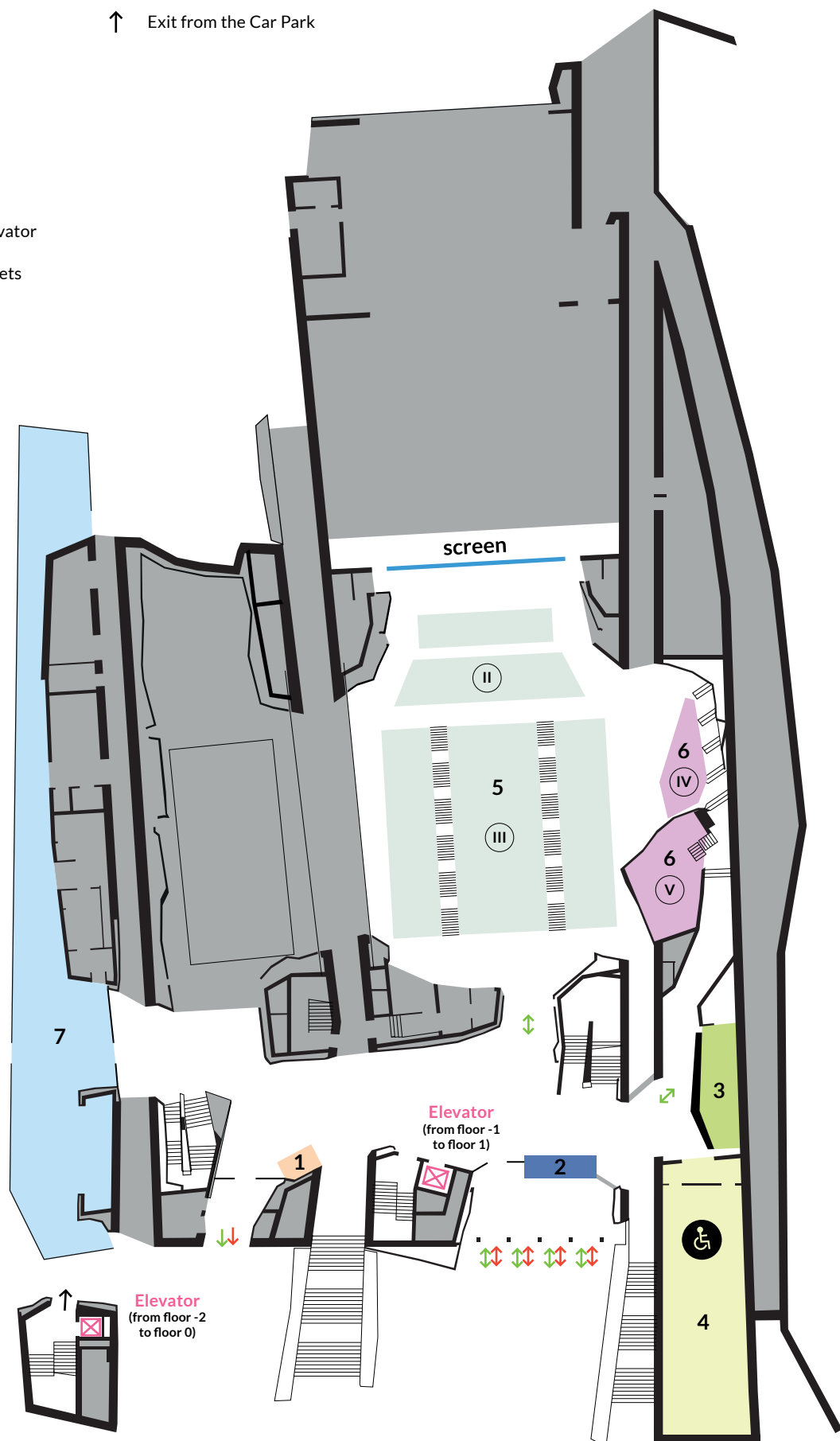


CKK Jordanki

Floor 0

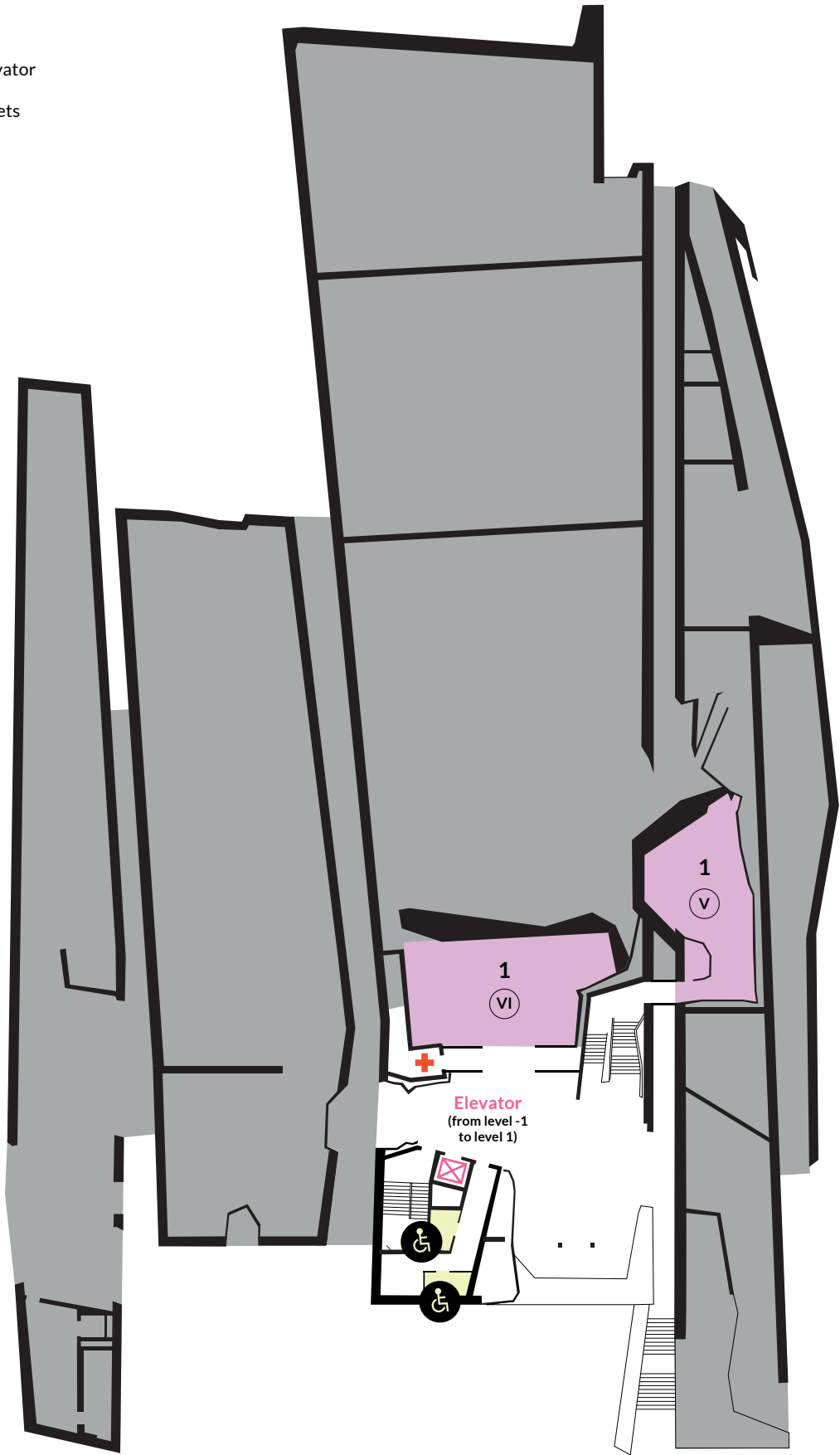
- 1 Festival Shop
- 2 Main Reception Desk
- 3 Cloakroom
- 4 Toilets
- 5 Main Screening Room
- 6 Side Balcony
- 7 Artystyczna Restaurant
- No entry zones
- ✕ Wheelchair-accessible elevator
- ♿ Wheelchair-accessible toilets
- II Sector number

- ↕ Entrances/exits
- ↕ Wheelchair-accessible entrances/exits
- ↑ Exit from the Car Park



CKK Jordanki
Floor 1

- 1 Balconies
- No entry zones
- First Aid Point
- Wheelchair-accessible elevator
- Wheelchair-accessible toilets



Edited by

EnergaCAMERIMAGE

Festival Office



Rynek Nowomiejski 28, 87-100 Toruń, Polska

camerimage@camerimage.pl

+48 56 621 00 19

Contact regarding the availability
of the Festival facilities:

access@camerimage.pl